

# World Day of Prayer

Charity Number SC 020446


Prepared by the WDP Committee of Cook Islands

March 7, 2025

“I Made You Wonderful”

Psalm 139:14

## Children’s Activities



### Garlands & Head Crown

What you'll need:





1. Neck Garland
  - a. Flowers/Leaves
  - b. A long needle
  - c. Cotton
2. Head Crown
  - a. Strap
  - b. Raffia
  - c. Flowers/Leaves


What to do:

\* The same method can be used for either neck leis or head crowns.

1. You will need cotton (heavy cotton) so it does not break when the flowers are sewn on.
2. Measurement varies. For a child, measure the cotton so it hangs beneath the breast and above the belly button for neck leis. For crowns, measure the head to form a circle.
3. Thread the flowers onto the cotton to desired length and tie off and wear around neck.
4. Tie it together so it does not slip or become undone.
5. With your flowers start laying on the band and wrap the raffia or string around the flowers and the band until all done. Tie string at the end and you are done.

<https://manai.com/how-to-make-cook-island-ei-katu-flower-crown-or-head-garland/>





## Wordsearch

Y O U W B S G C X A M S A S X  
O K M L O A U O G R D I I M E  
G D W H R N I O N Q Z N E W K  
P M Q L P S D K X P A G L K J  
H C A H L K S E S E I I R I Y  
Z N V A U Z A S R H B N E T B  
D I N K A S M C E F E G R K Z  
Q D O E M Y Z X L L U L B X B  
A I S K E I Y R Q E T L L L O  
D O Z D S R E W O L F R B S A  
O H A P P Y M E T P B I U I N  
G M E G T C E H B P U R L T A  
R I B K P J D B N V B O H S N  
H I T X A S W S Y Z A E M Z A  
Q R U E C P C K E O Q C A S B

BANANA  
GARLAND  
ISLAND  
SHELLS  
WONDERFUL  
COOK  
GOD  
FLOWERS  
HAPPY  
MADE  
SEA  
SINGING  
TURTLE  
YOU

Find the 14 words hidden in the puzzle

words can go in a straight line in any direction

words can share letters as they cross over each other